



Something is growing in Meise!

Everyone is welcome in the National Botanic Garden of Belgium to learn something about the interesting world of plants or just to enjoy the beauty plants give to the environment.



To encourage people with an impairment to visit, we offer a reduction on the normal entrance fee and a free entrance for the accompanying person that helps the person with an impairment. Please show your proval card if possible.

To make your visit more easy, we loan for free wheelchairs and walking frames at the Main Entrance.

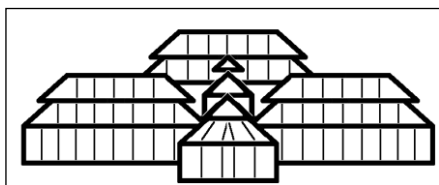


In opposite to other pets, guiding dogs are allowed.

The letters and numbers between brackets can also be found on the visitor plant. The Botanic Garden is 92 ha, you can make long walks. But you can rest as well on one of the




many banks on your way. The Ring Road (13), that's the road that from the Main Entrance (A) to the Entrance Meise Village (B) lays clockwise at the edge of the Garden, is for the most in pavements and is easy to walk on during all weather conditions. This road brings you in the neighbourhood of almost all collections. The part between Main Entrance and the Herbarium building (1) is normally not accessible for the public, but we love to make an exception for everyone with an impairment that announces himself at the guards at the Main Entrance. Most other paths are in compactated dolomite, including the side ways of the historical lane between Main Entrance and Castle.



Wheelchairs or prams can enter the Plant Palace (5) via the south entrances of the complex. The north entrance has only steps.

For the moment, the Plantpalace is under renewal. One third of the houses is already renewed and in all of them there is besides a more adventurous path always a broad flat road without level or steps.

In the house Mabundu (J) there is a levelled plantbed whit plants that may be touched. The sensation of different leaf textures has the experience of discovering for people with a visible impairment. We ask




not to touch other plants of the Garden for your own wellbeing and for that of the plant, a lot of plants cause irritation.



Toilets for people with an impairment, you'll find opposite the entrance of the Herbarium building (1) and at the Pachthof (4) opposite the Garden Shop.

Babies can be changed here as well. Other common toilets can be found near the Orangery (10) and in the Plant Palace (5).



At the Garden Shop, you can enjoy a cup of coffee. The Orangery Tavern is closed for renovations.

In case of an emergency, you always can reach our guards at the number 02 260 09 93 (dialing from an internal phone, only use the 3 last numbers).




We wish you a pleasant visit. If something bothers you or if you have any suggestions, please let it know at the guards, the Entrance or other.

info and reservations

📞 02 260 09 70

✉️ info@br.fgov.be

🖱️ www.botanicgarden.be



National Botanic Garden of Belgium
Bouchout Domain
Nieuwelaan 38
1860 Meise